

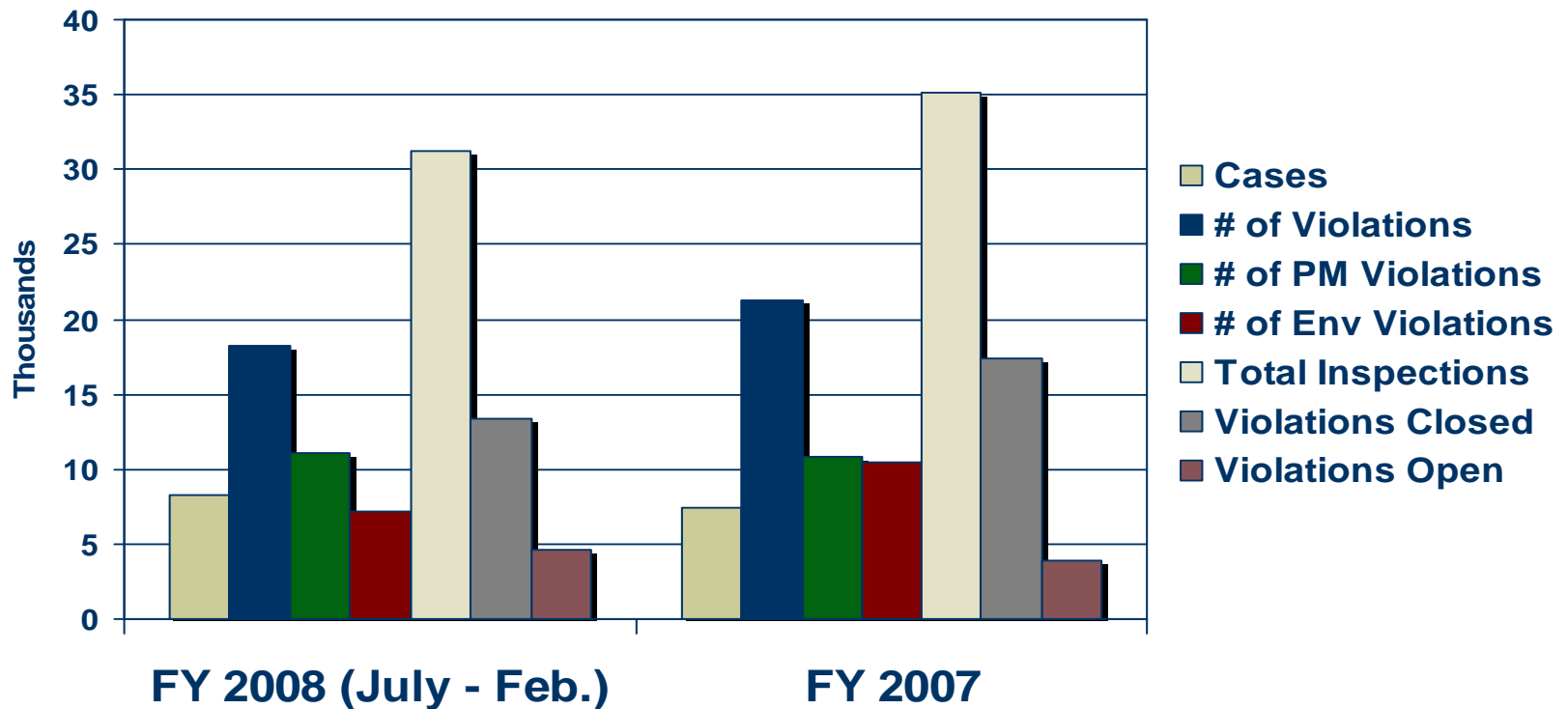
RichmondWorks

Department of Community
Development – Code Enforcement

April 3, 2008



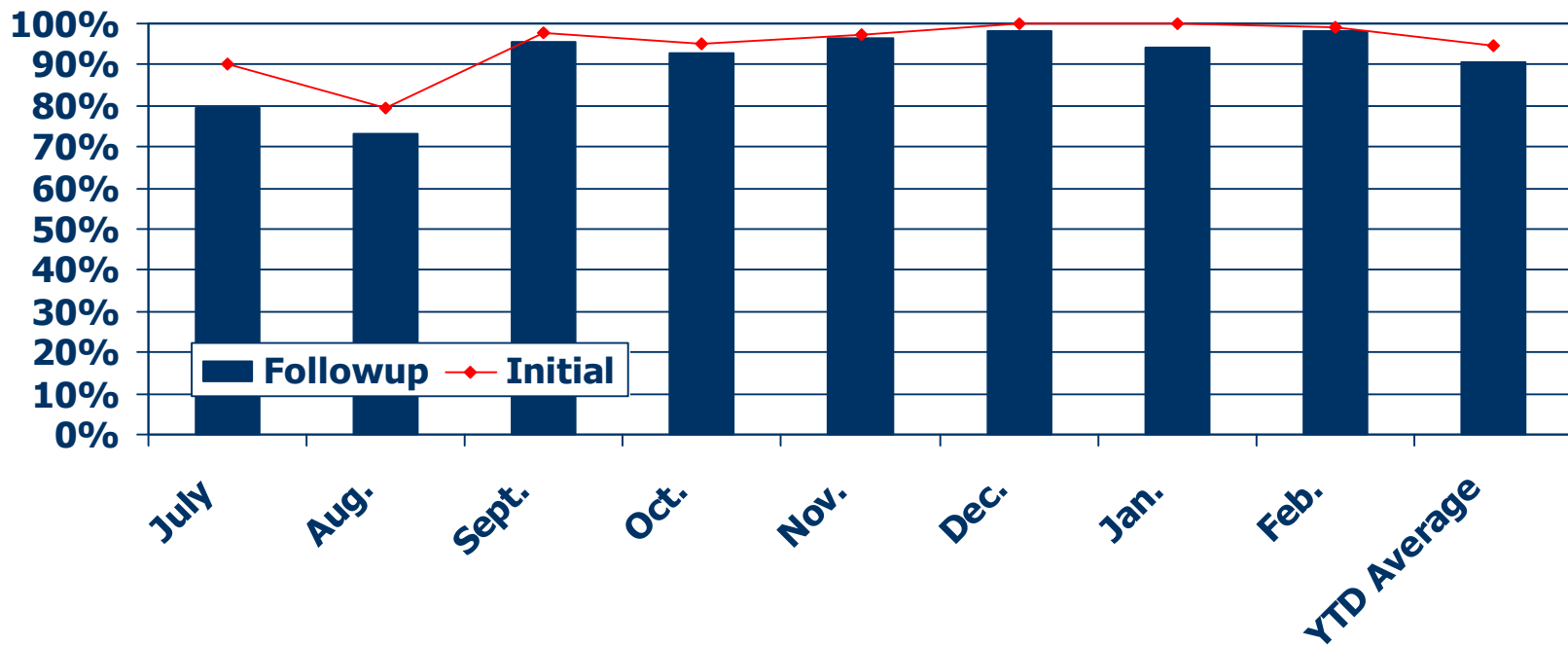
DCD – Code Enforcement Workload Indicators FY 08 vs. FY07



DCD – Code Enforcement

FY 2008, YTD Inspection Responses

Target: 90% of Inspections Completed Within 10 Days



Department of Community Development (DCD) – Code Enforcement Presentation Agenda – April 3, 2008

1. Challenges and Impediments to Success of Department
2. Potential Solutions to Challenges and Impediments
3. Measures Directly Related to Mayor's Priorities
4. Measures Critical to Departmental Success
5. Status of Special Initiatives and Projects



DCD – Code Enforcement Challenges & Impediments

- ◆ Courts
- ◆ Inter-agency coordination/referrals
- ◆ Out of state owners of property
- ◆ Resources – e.g. Vehicle availability
- ◆ Current code enforcement tracking system limitations
- ◆ Lack of space



DCD – Code Enforcement Challenges & Impediments: Potential Solutions



- ◆ General Assembly changes needed
- ◆ MOU between DCD and other agencies
- ◆ Purchase of additional vehicles.
- ◆ Research and select replacement software
- ◆ Space needs could be solved through one stop shop center

DCD – Code Enforcement Measures & Results Related to Mayor’s Priorities

- ◆ **Measure:** Vacant buildings
- ◆ **Relationship to Mayor’s Priorities:** This measure directly relates to the Mayor’s priorities concerning Public Safety & Economic Development.
- ◆ **Current Target & Results:** Reduce the number of long term vacant buildings from 3,200 (fall 2006) to 750. January 2008 survey of known vacant buildings saw a reduction to 1,750.
- ◆ **Issue(s) identified by Analysis:** Vacant building density is highest in police precincts 1 and 4.

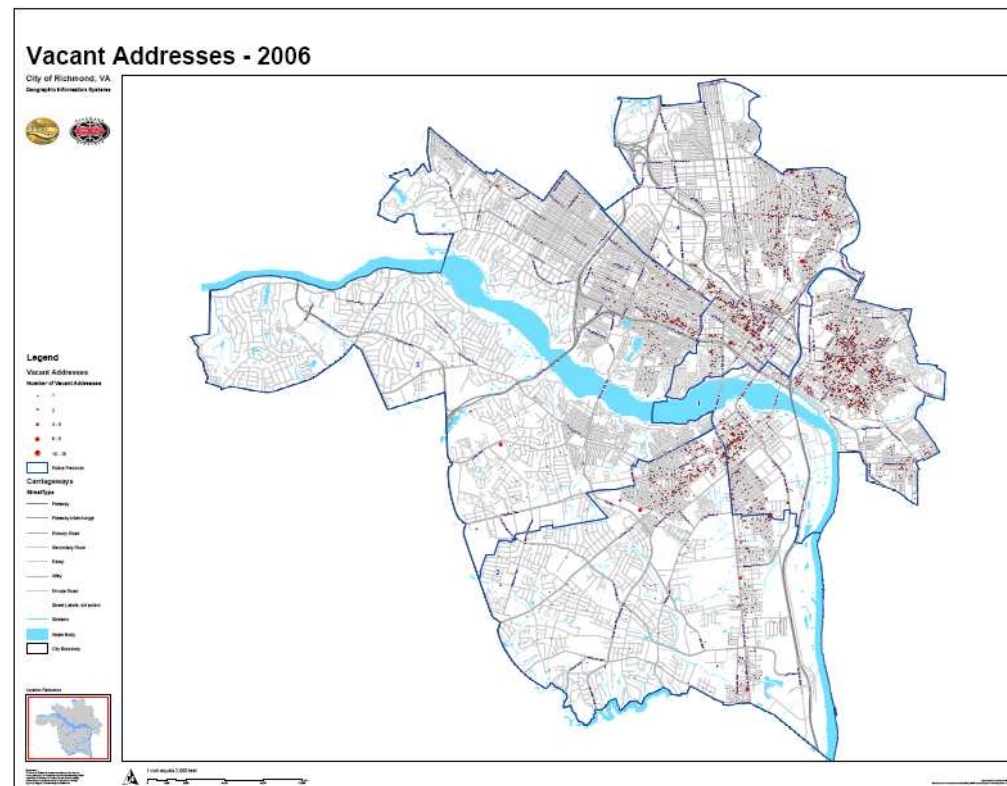
DCD – Code Enforcement Measures & Results Related to Mayor’s Priorities

- ◆ **Measure:** Vacant buildings (cont.)
- ◆ **Action planned or taken:**
 1. Each vacant building inspected on a 90 day cycle to ensure they are secure and free of hazardous conditions.
 2. Each vacant building is being evaluated for tax sale, spot blight or demolition.
 3. Aggressively attack all known violations.
 4. Work with interested parties to develop General Assembly package.

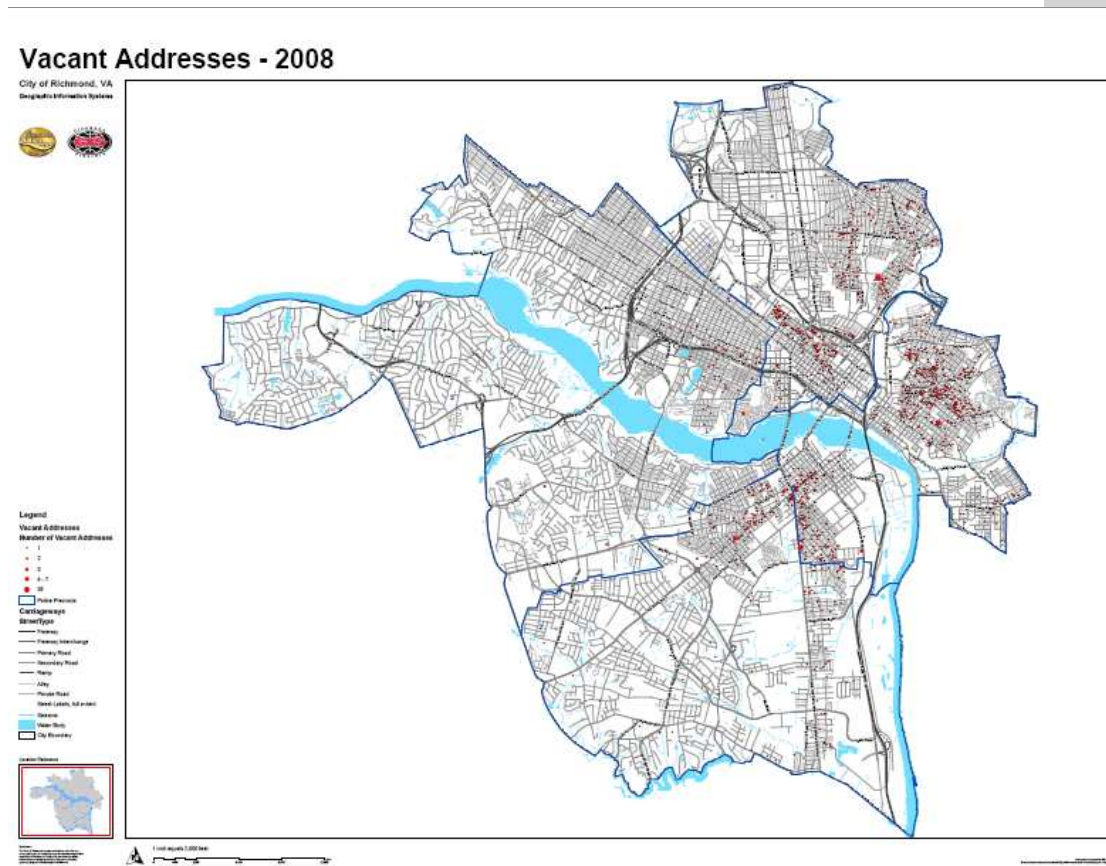
DCD – Code Enforcement Measures and Results Related to Mayor’s Priorities

- ◆ **Completion Date:** Currently inspecting and attacking code violations on all vacant buildings. Evaluation for tax sale, demolition or spot blight to be completed by 6/1/08.
- ◆ **Responsible Party:** Art Dahlberg
- ◆ **Cost:** No additional costs are anticipated

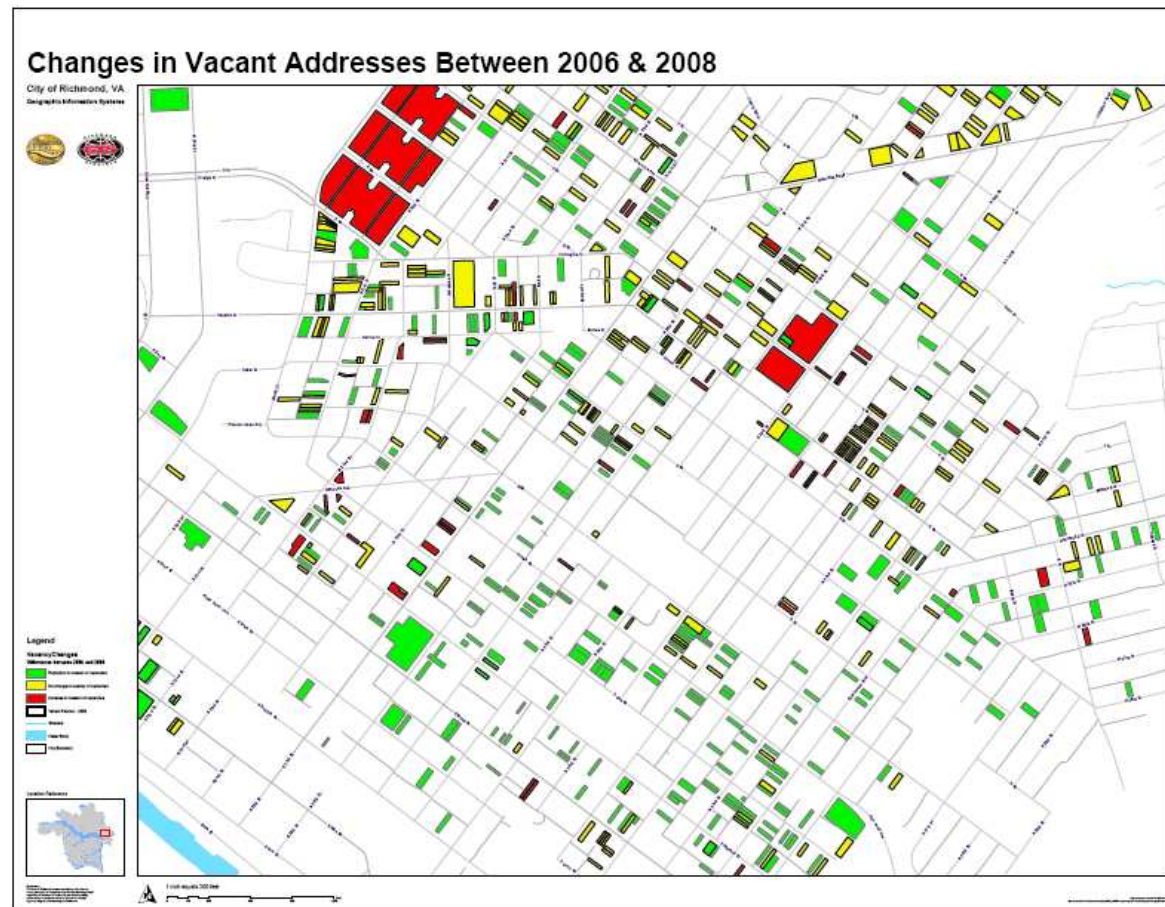
DCD – Code Enforcement Measures and Results Relating to Mayor’s Priorities



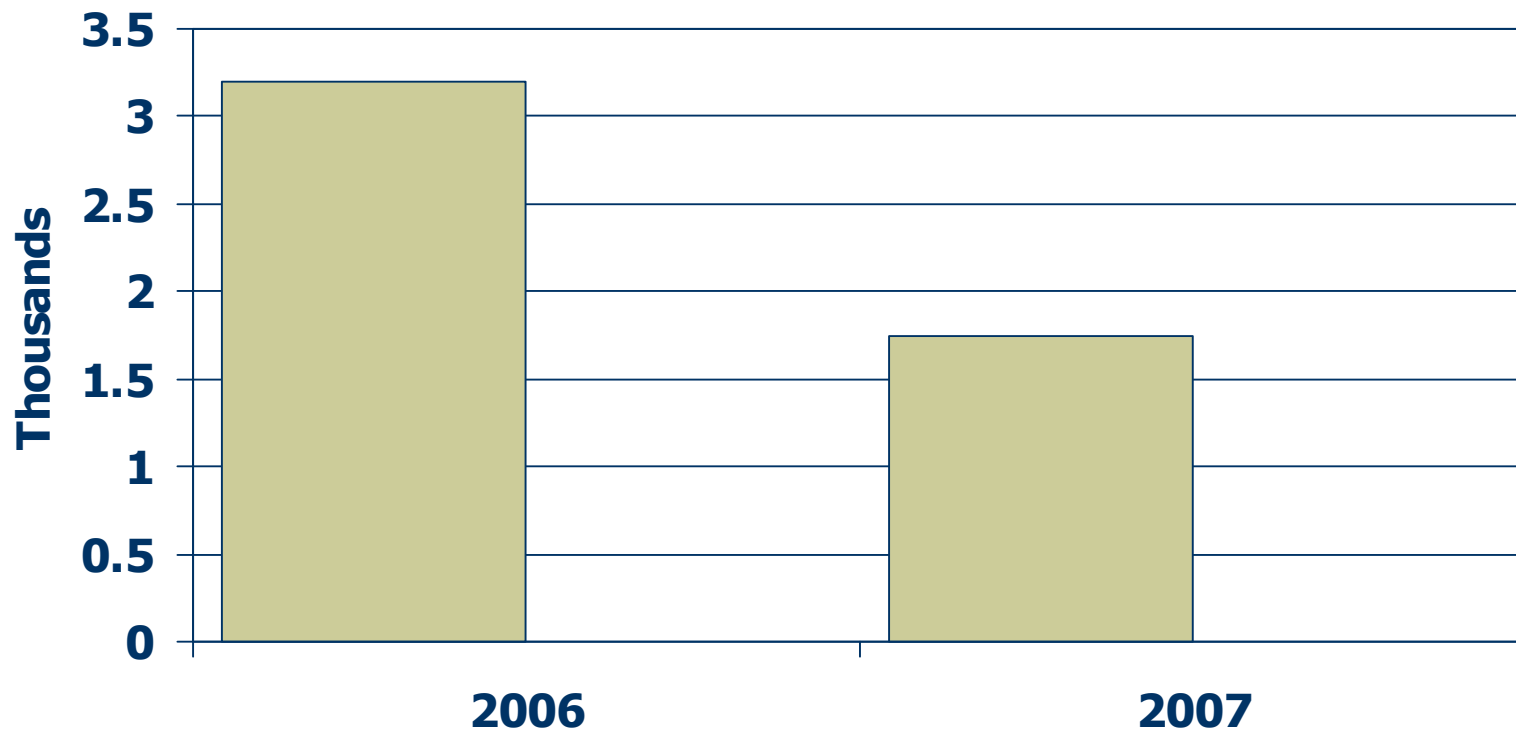
DCD – Code Enforcement Measures and Results Relating to Mayors Priorities



DCD – Code Enforcement Measures and Results Relating to Mayors Priorities



DCD – Code Enforcement Vacant Buildings 2006 - 2007



DCD – Code Enforcement Measures and Results Critical to Departmental Mission

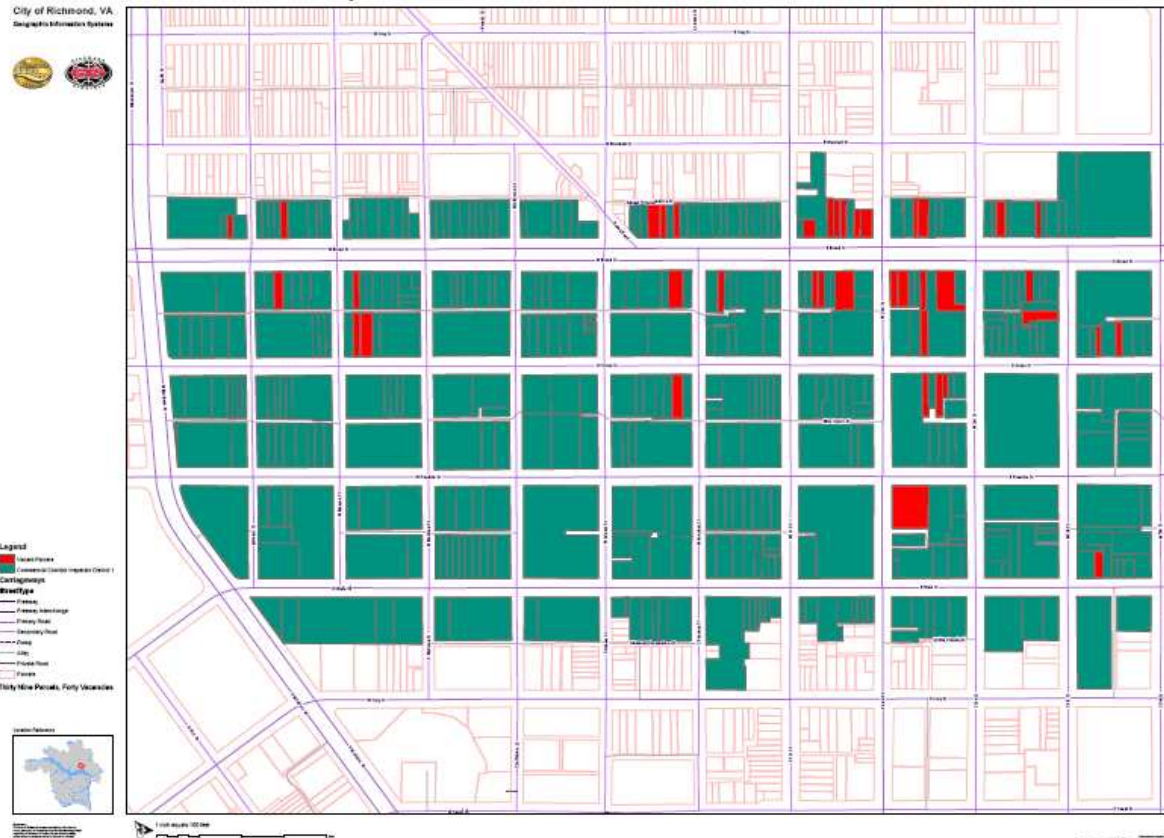
- ◆ **Measure:** Main Corridor Enforcement.
- ◆ **Why Critical to Departmental Mission:** To enhance economic viability along business and retail corridors.
- ◆ **Current targets and results:** Code enforcement has set a target of first inspection of phase 1 corridors within the next 60 days and phase 2 corridors in the following 120 days.
Issue (s) identified by analysis: Analysis indicated that in FY 07, 70 vacant buildings were in the Phase 1 and 2 corridors.

DCD – Code Enforcement Measures and Results Critical to Departmental Mission

- ◆ **Measure:** Main Corridors (cont.)
- ◆ **Action planned or taken:**
 1. For the effected inspector territories, the main corridor effort will be the second priority behind vacant/blighted properties.
 2. Utilize the same enforcement approach currently utilized in the proactive inspection program.
- ◆ **Completion Date:** Primary corridors inspected by 6/03/08 and secondary corridors by 10/03/2008.
- ◆ **Responsible Party:** Art Dahlberg
- ◆ **Cost:** No additional costs anticipated.

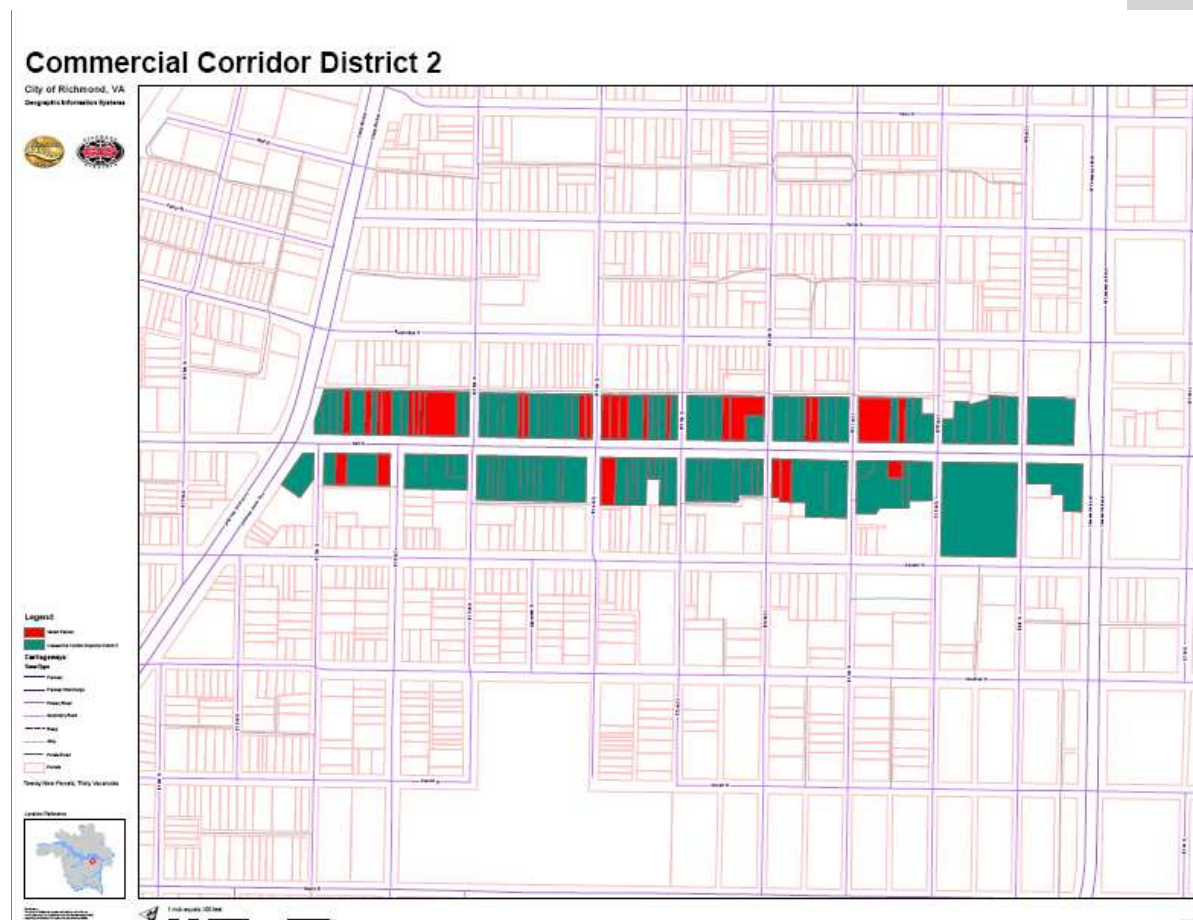
DCD – Code Enforcement Measures and Results Critical to Departmental Mission

Commercial Corridor Inspector District 1



DCD – Code Enforcement Measures and Results

Critical to Departmental Mission



DCD – Code Enforcement Financial Impact Summary

- ◆ Cost for vendors to cut grass and haul off trash is exceeding budget (CDBG)
- ◆ Will cover this year costs with carry over funds from previous year (estimated at 118k)
- ◆ Next year will need approximately 110k in addition to current allotment in CDBG funds to deal with environmental issues in the current fashion

DCD – Code Enforcement Status of Special Ongoing Initiatives and Projects

- ◆ Vacant building registry in progress
- ◆ Toughbooks have been delivered
- ◆ Proactive inspection process was started