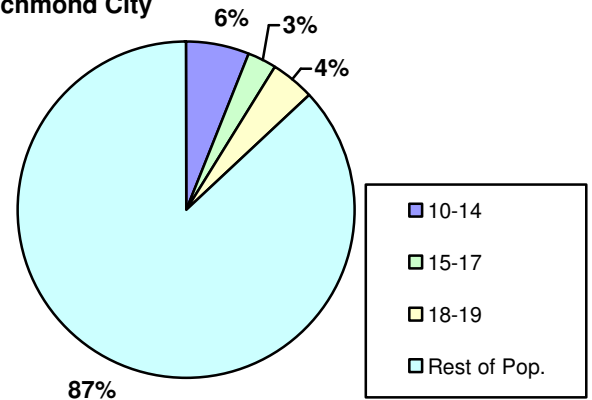


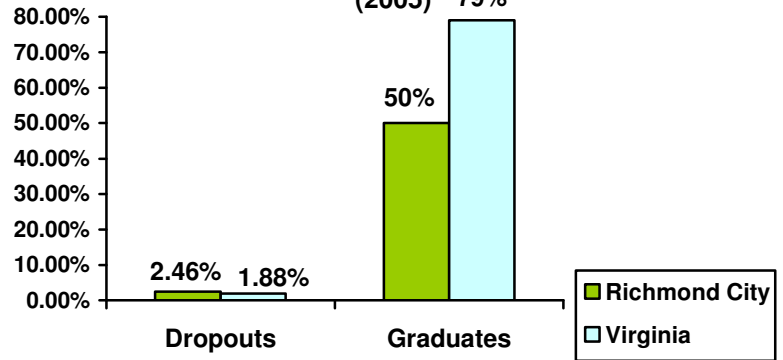
Facts About Teens & Teen Pregnancy In Richmond City

- In 2005, an estimated 13% of Richmond City's population consisted of teens (individuals ages 10 to 19), compared to an estimated 14% in Virginia
- Teen Population by Gender in 2005: 49% Male and 51% Female, which is slightly different from the Virginia distribution (51%: 49%)
- In 2005, the estimated ethnic breakdown of the teen population in Richmond City: 26% Caucasian, 72% African-American, 3% Latino, 2% Asian, and less than 1% Native American¹.
- With the exception of the Native American population, the ethnic background of Richmond City's teen population varies greatly from that of Virginia overall (70% is Caucasian, 25% African-American, 6% Latino, and 4% Asian)
- Richmond City had a dropout rate of 2.46% and a graduation rate of 50% for 2005-06. Both rates are worse than the overall Virginia rates.
- In 2005, there were 934 teen pregnancies in Richmond City.
- Teen pregnancies accounted for roughly 15% of all pregnancies in 2005 for Richmond City, while teen pregnancies accounted for roughly 10% of all pregnancies within the state.
- The majority of teen pregnancies occurred within the age range of 18 to 19 and accounted for roughly 64% of all teen pregnancies in Richmond City during 2005
- Both teen pregnancy (-3%) and overall pregnancies (-4%) decreased from 2004 to 2005 in Richmond City
- The racial breakdown of teen pregnancies in Richmond City for 2005: 22% Caucasian, 75% African-American, 3% Other
- Though Virginia has consistently seen a small decline in teen pregnancy rate (per 1,000) since 1995, Richmond City has significantly increased since 2003 (though currently declining).
- The teen pregnancy rate in Richmond City has consistently been above the state level since 1995 and in 2005 was almost three times that of the overall Virginia rate (26.5 vs. 71.8)
- Individuals age 12 to 17 make up 9.52% of individuals who are living below the poverty level in Richmond City²

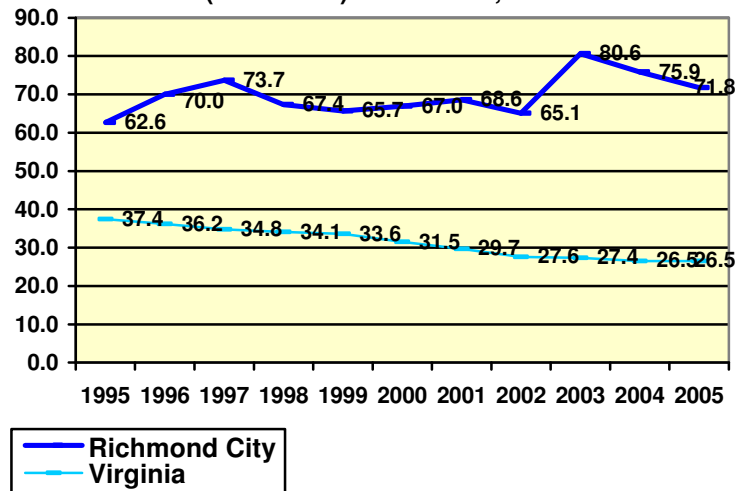
Teen Population in Richmond City



Graduation and Dropout Rates (2005)



Teen Pregnancy Rates for Richmond City and Virginia (1995-2005): Rate Per 1,000



¹Population estimates from Health Statistics/Statistical Report page on VDH web page, which is based on spreadsheet created by NCSH at

<http://www.vdh.virginia.gov/HealthStats/index.asp>

²Information gotten from "Datashare Metro Richmond" http://www.datashare.vcu.edu/data_report.aspx?Type=People_And_Families&Geo=Henrico&NavType=county

³These percentages are created from number of youth indicating they have engaged in sexual intercourse, does not include youth completing the survey who have not had intercourse. <http://www.census.gov/cgi-bin/saiper/saiper.cgi>

*Teens are defined in this fact sheet as individuals between the ages of 10 and 19, unless otherwise specified

**VDH definition of Pregnancies included: Live births, terminations, natural fetal deaths

**Total Number of Teen STD Cases Reported in Richmond City from 2000 to 2005
(% of cases 10 to 19 from total cases of all ages in locality)**

	Chlamydia (10 to 19)	Gonorrhea (10 to 19)	Total Early Syphilis** (12 to 19)	HIV/AIDS (13 to 19)
2005	914/41%	384/29%	*	10/7%
2004	890/38%	326/29%	*	*
2003	892/43%	382/31%	0	*
2002	947/45%	501/33%	*	*
2001	893/43%	634/30%	*	8/5%
2000	986/44%	583/33%	0	6/3%

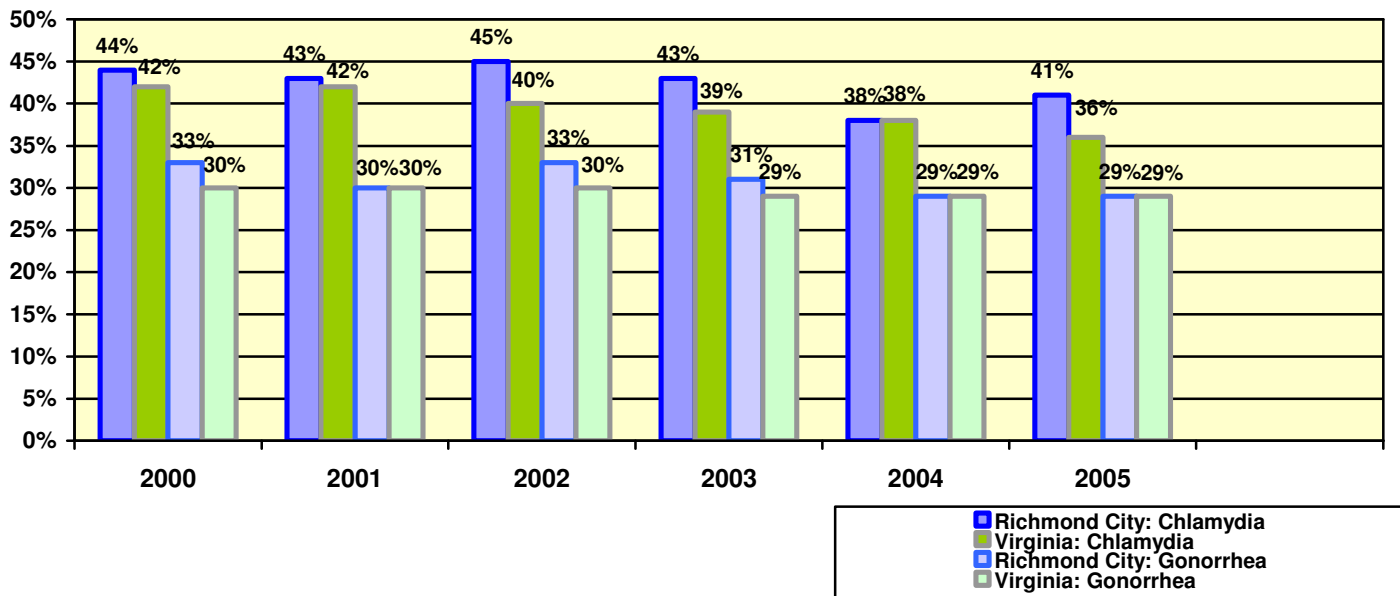
*Data suppressed because cell counts less than three

**Total Early Syphilis Includes Primary, Secondary and Early Latent Syphilis

*** Percentages created from data at <http://www.vdh.virginia.gov/epidemiology/DiseasePrevention/Data/> and numbers come from VDH

- Richmond City's teen population has generally accounted for a higher percentage of Chlamydia than Virginia's teen population from 2000 to 2005, though Richmond City's teen percentage has been similar to Virginia's for Gonorrhea
- From 2004 to 2005, the teen population (13 to 19) in Virginia decreased by (-21%) in reported cases of HIV and AIDS, while Richmond City's teen population increased its reported cases of HIV and AIDS

**Percentage of Chlamydia and Gonorrhea in Individuals 10 to 19
of Total Population: Richmond City compared to Virginia (2000 to 2005)**



¹Population estimates from Health Statistics/Statistical Report page on VDH web page, which is based on spreadsheet created by NCSH at

<http://www.vdh.virginia.gov/HealthStats/index.asp>

²Information gotten from "Datashare Metro Richmond" http://www.datashare.vcu.edu/data_report.aspx?Type=People_And_Families&Geo=Henrico&NavType=county

³ These percentages are created from number of youth indicating they have engaged in sexual intercourse, does not include youth completing the survey who have not had intercourse. <http://www.census.gov/cgi-bin/saipe/saipe.cgi>

*Teens are defined in this fact sheet as individuals between the ages of 10 and 19, unless otherwise specified

**VDH definition of Pregnancies included: Live births, terminations, natural fetal deaths

Filename: Richmond 2005.doc
Directory: C:\Documents and Settings\lynchdc\Desktop\cd\docs
Template: C:\Documents and Settings\lynchdc\Application
Data\Microsoft\Templates\Normal.dot
Title: Facts About Teens & Teen Pregnancy
Subject:
Author: jenn
Keywords:
Comments:
Creation Date: 11/15/2007 5:05:00 PM
Change Number: 2
Last Saved On: 11/15/2007 5:05:00 PM
Last Saved By: Gale E. Grant
Total Editing Time: 0 Minutes
Last Printed On: 12/2/2007 12:01:00 PM
As of Last Complete Printing
Number of Pages: 2
Number of Words: 489 (approx.)
Number of Characters: 2,792 (approx.)